

101 0057716


### QUARTERLY PHYSICAL REPORT OF OPERATION As of December 31, 2020


**Department:** State Universities and Colleges (SUCs)  
**Agency :** Carlos Hilado Memorial State College  
**Operating Unit:** < not applicable >  
**Organization Code (UACS) :** 08 060 0000000


Particulars	UACS CODE	Physical Target (Budget Year)					Physical Accomplishment (Budget Year)					Variance	Remarks
		1st Quarter	2nd Quarter	3rd Quarter	4th Quarter	Total	1st Quarter	2nd Quarter	3rd Quarter	4th Quarter	Total		
1	2	3	4	5	6	7	8	9	10	11	12	13	14
HIGHER EDUCATION PROGRAM	31010000000000												
OO : Relevant and quality tertiary education ensured to													
Outcome Indicators													
1. Percentage of first-time licensure exam-takers that pass the licensure exams					56.00%	56.00%	No Board Exam Results Yet	No Board Exam Results Yet	No Board Exam Results Yet	No Board Exam Results Yet			No Board Exam Results Yet
2. Percentage of graduates (2 years prior) that are employed					35.00%	35.00%	8.10% (223/2752)	10.54% (290/2752)	12.97% (357/2752)	6.87% (189/2752)	38.48% (1059/2752)	3.48%	
Output Indicators													
1. Percentage of undergraduate student population enrolled in CHED-identified and RDC-identified priority programs			56.00%			56.00%			74.21% (8525/11488)		74.21% (8525/11488)	18.21%	
2. Percentage of undergraduate programs with accreditation					100.00%	100.00%	100% (24/24)	100%(24/24)	100% (24/24)	100% (24/24)	100%(24/24)	0	
RESEARCH PROGRAM	32020000000000												
OO : Higher education research improved to promote													
Outcome Indicator													
1. Number of research outputs in the last three years utilized by the industry or by other beneficiaries		3	4	4	3	14	3	0	0	12	15	1	
Output Indicators													
1. Number of research outputs completed		19	20	20	19	78	24	0	9	76	109	31	

**Department:** State Universities and Colleges (SUCs)  
**Agency :** Carlos Hilado Memorial State College  
**Operating Unit:** < not applicable >  
**Organization Code (UACS) :** 08 060 0000000

within the year														
2. Percentage of research outputs presented in national, regional, and international forums within the year					45.00%	45.00%	14.14% (27/191)	0	4.43% (9/203)	28.62% (79/276)	41.67% (115/276)	-3.33%	The percentage of research presentations in local, regional, national, and international fora and conferences within the year did not reach our target of 45%. The small negative variance can be explained because of the COVID-19 pandemic that the world had been experiencing since early last year. The lockdowns and the very limited travels deterred many research institutions and academe from hosting fora and conferences which would have been avenues for presenting research papers or	
TECHNICAL ADVISORY EXTENSION PROGRAM	33010000000000													
OO : Community engagement increased														
Outcome Indicator														
1. Number of active partnerships with LGUs, industries, NGOs, NGAs, SMEs, and other stakeholders as a result of extension activities		5	3	3	4	15	9	6	2	8	25	10		
Output Indicators														
1. Number of trainees weighted by the length of training		570	380	380	520	1,850	617	65	180	1087	1949	99		
2. Number of extension programs organized and supported consistent with the SUC's mandated and priority programs		5	4	3	4	16	9	1	1	9	20	4		
3. Percentage of beneficiaries who rate the training course/s and advisory services as satisfactory or higher in terms of quality and relevance					80.00%	80.00%	100% (454/454)	100% (57/57)	100% (99/99)	99.55% (888/892)	99.73% (1498/1502)	19.73%		

**Prepared By:**  
  
 DR. ROSELYN R. ALEGARBES  
 PLANNING OFFICER  
 Date: 2021-01-12 02:47:16.0

**In coordination with:**  
  
 MRS. ROSALINDA S. TUVILLA  
 VPAF  
 Date: 2021-01-13 10:49:23.0

**Approved By:**  
  
 DR. NORBERTO P. MANGULABNAN  
 SUC PRESIDENT III  
 Date: 2021-01-13 10:54:52.0

QUART

IN

Department : State Universities and Colleges (SUCs)  
 Agency : Carlos C. Hilado Memorial State College  
 Operating Unit : < not applicable >  
 Organization Code (UACS) : 08 060 0000000

PHYSICAL REPORT OF  
 OFFICE OF THE CHIEF EXECUTIVE OFFICER  
 OF THE DEPARTMENT OF EDUCATION  
 FOR THE YEAR 2020  
 As of September 30, 2020


Particulars	UACS CODE	Physical Target			Accomplishment (Budget Year)			Variance	Remarks
		1st Quarter	2nd Quarter	3rd Quarter	3rd Quarter	4th Quarter	Total		
1	2	3	4	5	10	11	12	13	14
HIGHER EDUCATION PROGRAM	31010000000000								
OO : Relevant and quality tertiary education ensured to									
Outcome Indicators									
1. Percentage of first-time licensure exam-takers that pass the licensure exams						0	0		No Board Exam Results Yet
2. Percentage of graduates (2 years prior) that are employed						0	31.61% (870/2752)	-3.39%	
Output Indicators									
1. Percentage of undergraduate student population enrolled in CHED-identified and RDC-identified priority programs			56.00%			0	74.21% (8525/11488)	18.21%	
2. Percentage of undergraduate programs with accreditation						0	100%	0	
RESEARCH PROGRAM	32020000000000								
OO : Higher education research improved to promote									
Outcome Indicator									
1. Number of research outputs in the last three years utilized by the industry or by other beneficiaries			3	4	4	0	3	-11	
Output Indicators									
1. Number of research outputs completed within the year			19	20	20	9	33	-45	
2. Percentage of research outputs presented in national, regional, and international forums within the year						0	17.73% (38/203)	-27.27%	
TECHNICAL ADVISORY EXTENSION PROGRAM	33010000000000								
OO : Community engagement increased									
Outcome Indicator									
1. Number of active partnerships with LGUs, industries, NGOs, NGAs, SMEs, and other stakeholders as a result of extension activities			5	3	3	2	17	2	
Output Indicators									
1. Number of trainees weighted by the length of training			570	380	386	180	662	-686	
2. Number of extension programs organized and supported consistent with the SUC's mandated and priority programs			5	4	3	1	11	-5	
3. Percentage of beneficiaries who rate the training course/s and advisory services as satisfactory or higher in terms of quality and relevance						100% (99/99)	100% (610/610)	20%	

Prepared By:

  
DR. ROSELYN R. ALEGARBES  
PLANNING OFFICER

Date: 2020-10-08 08:29:32.0

In coordination with:

  
ROSALINDA S. TORTAL  
VICE PRES. ADMIN. & FINANCE

Date: 2020-10-08 08:45:50.0

Approved By:

  
DR. NORBERTO P. MANGULABNAN  
SUC PRESIDENT III


Date: 2020-10-08 09:33:20.0

QUARTERLY PHYSICAL REPORT OF OPERATION  
As of June 30, 2020

Department : State Universities and Colleges (SUCs)  
Agency : Carlos C. Hilado Memorial State College  
Operating Unit : < not applicable >  
Organization Code (UACS) : 08 060 0000000


Particulars	UACS CODE	Physical Target (Budget Year)					Physical Accomplishment (Budget Year)					Variance	Remarks
		1st Quarter	2nd Quarter	3rd Quarter	4th Quarter	Total	1st Quarter	2nd Quarter	3rd Quarter	4th Quarter	Total		
1	2	3	4	5	6	7	8	9	10	11	12	13	14
HIGHER EDUCATION PROGRAM	31010000000000												
OO : Relevant and quality tertiary education ensured to													
Outcome Indicators							0	0	0	0	0		
1. Percentage of first-time licensure exam-takers that pass the licensure exams					56.00%	56.00%	No Exam Results Yet	No Exam Results Yet	0	0	0		No Exam Results Yet
2. Percentage of graduates (2 years prior) that are employed					35.00%	35.00%	8.10% (223/2752)	10.54% (280/2752)	0	0	18.84% (513/2752)	-16.36%	
Output Indicators							0	0	0	0	0		
1. Percentage of undergraduate student population enrolled in CHED-identified and RDC-identified priority programs			56.00%			56.00%	0	Enrolment is still ongoing	0	0	0		Enrolment is still ongoing
2. Percentage of undergraduate programs with accreditation					100.00%	100.00%	100%	100%	0	0	100%	0	
RESEARCH PROGRAM	32020000000000												
OO : Higher education research improved to promote													
Outcome Indicator							0	0	0	0	0		
1. Number of research outputs in the last three years utilized by the industry or by other beneficiaries		3	4	4	3	14	3	0	0	0	3	-11	
Output Indicators							0	0	0	0	0		
1. Number of research outputs completed within the year		19	20	20	19	78	24	0	0	0	24	-54	
2. Percentage of research outputs presented in national, regional, and international forums within the year					45.00%	45.00%	14.14% (27/191)	0	0	0	14.14% (27/191)	-30.86%	
TECHNICAL ADVISORY EXTENSION PROGRAM	33010000000000												
OO : Community engagement increased													
Outcome Indicator							0	0	0	0	0		
1. Number of active partnerships with LGUs, industries, NGOs, NGAs, SMEs, and other stakeholders as a result of extension activities		5	3	3	4	15	9	6	0	0	15	0	
Output Indicators							0	0	0	0	0		
1. Number of trainees weighted by the length of training		570	380	380	520	1,850	617	65	0	0	682	-1168	
2. Number of extension programs organized and supported consistent with the SUC's mandated and priority programs		5	4	3	4	16	9	1	0	0	10	-6	
3. Percentage of beneficiaries who rate the training course/s and advisory services as satisfactory or higher in terms of quality and relevance					80.00%	80.00%	100% (454/454)	100% (57/57)	0	0	100% (511/511)	20%	
							0	0	0	0	0		
							0	0	0	0	0		

Prepared By:

  
DR. ROSELYN R. ALEGARDES  
PLANNING OFFICER

Date: 2020-07-20 10:04:31.0

In coordination with:

  
ROSALINDA S. TUVILLA  
VICE PRES. ADMIN. & FINANCE

Date: 2020-07-20 10:14:42.0

Approved By:

  
NORBERTO P. MANALABAN  
SUC PRESIDENT III

Date: 2020-07-20 10:18:20.0



Outcome Indicator											
1. Number of active partnerships with LGUs, industries, NGOs, NGAs, SMEs, and other stakeholders as a result of extension activities		5	3	3	4	15	9			9	6
Output Indicators											
1. Number of trainees weighted by the length of training		570	380	380	520	1,850	617			817	-1233
2. Number of extension programs organized and supported consistent with the SUC's mandated and priority programs		5	4	3	4	6	9			9	-7
3. Percentage of beneficiaries who rate the training courses and advisory services as satisfactory or higher in terms of quality and relevance					80.00%	80.00%	100% (454/454)			100% (454/454)	20%

This report was generated using the Unified Reporting System on 06/04/2020 15:38. Status: SUBMITTED

Page 2 of 2

Prepared By:

  
ALEGARRES ROSELYN REGALADO

Planning Officer

Date: 4/3/2020 11:39 AM

In coordination with:

  
BRAVO, SONIA ANG

Budget Officer

Date: 4/3/2020 3:17 PM

Approved By:

  
SOROLLA RENATO MAGNIFICO

Date: 4/7/2020 2:21 PM